






# Office of The Principal, Govt. College, Naraingarh (Ambala)

## Minutes of Meeting of IQAC (Student Feedback Analysis Session 2021-22)


Dated 25/08/2022

A meeting of the Internal Quality Assurance Cell of Government College, Naraingarh was held on 25/08/2022 at 12.30 pm, under the chairmanship of Mrs. Promila Malik in her office. The following members were present in the meeting:

1. Mrs. Promila Malik, Chairperson, IQAC cum Principal 
2. Dr. Davinder Dhingra (Convener IQAC) 
3. Dr. Rajeev Goel (Member, IQAC) 
4. Mr. Iqbal Singh (Member, IQAC) 
5. Ms. Eena Gupta (Member, IQAC) 

The agenda of the meeting was the Student Feedback analysis for the session 2021-22.

The feedback report (ppt as well as hard copy) taken on google forms was presented to the principal (Annex-I). Subsequently, the members were invited to provide their valuable suggestions, which were thoroughly discussed and eventually sanctioned by the chair (Annex-II).

  
Principal

Principal  
Govt. College  
Naraingarh (Ambala)

ANNEX-I

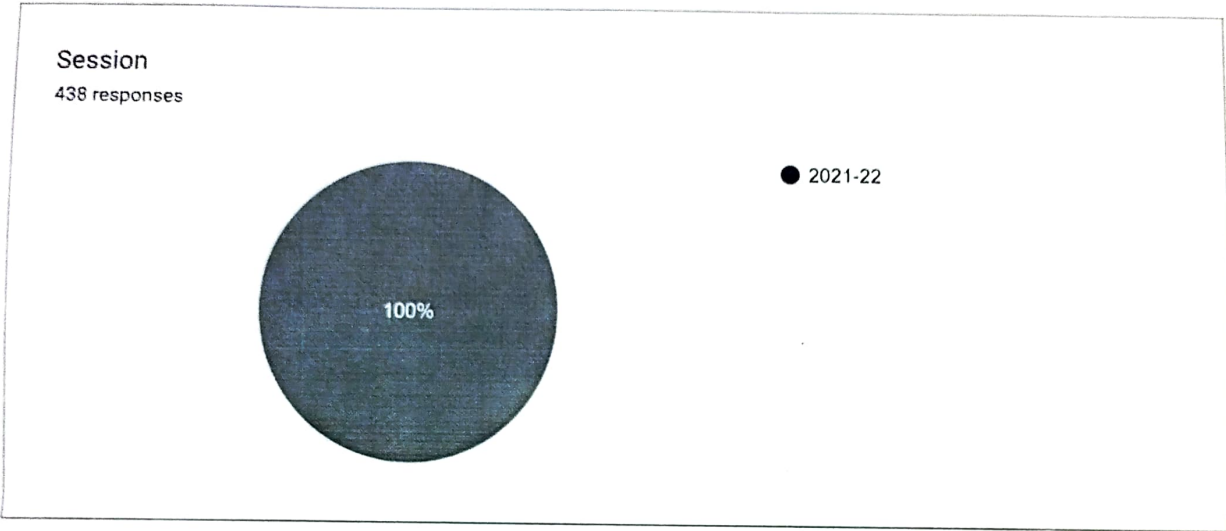
## Student Feedback Analysis for Session 2021-22

### Introduction:

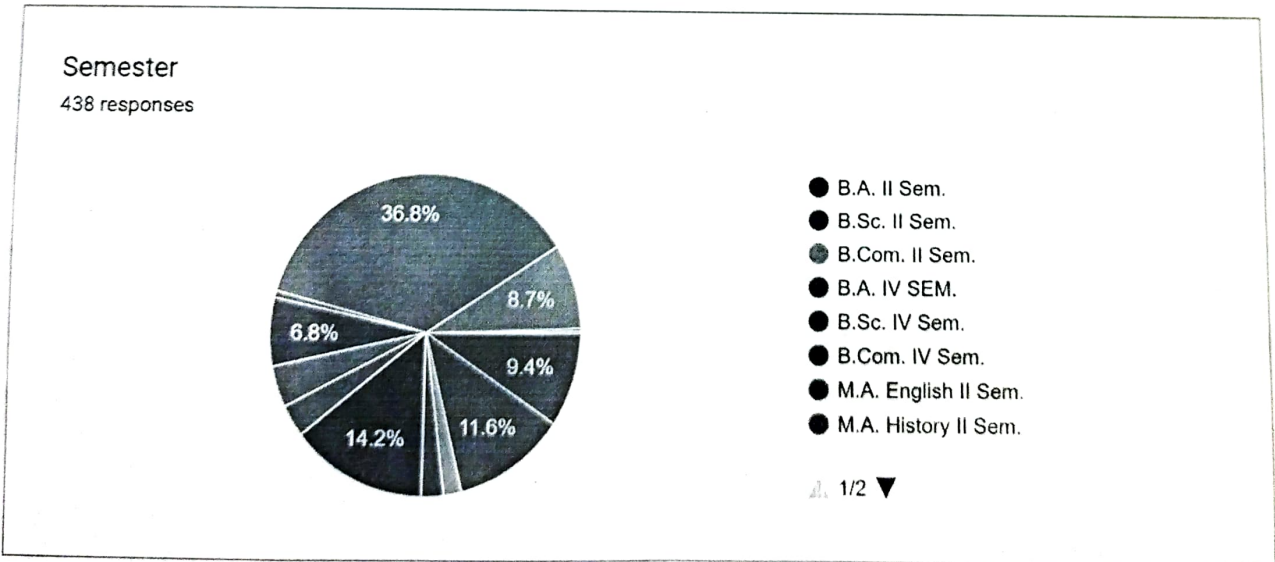
The purpose of this report is to provide an analysis of student feedback for the academic session 2021-22 at Govt. College, Naraingarh. The feedback was collected from students through an online Google form. Only the students having attendance above 75% were involved in the feedback.

The link to the Google form was: <https://forms.gle/kyJPmUs4ZjGr2Rm47> (ssrgcn@gmail.com)

The data obtained were analyzed to gain insights into the overall student experience and identify areas of improvement.

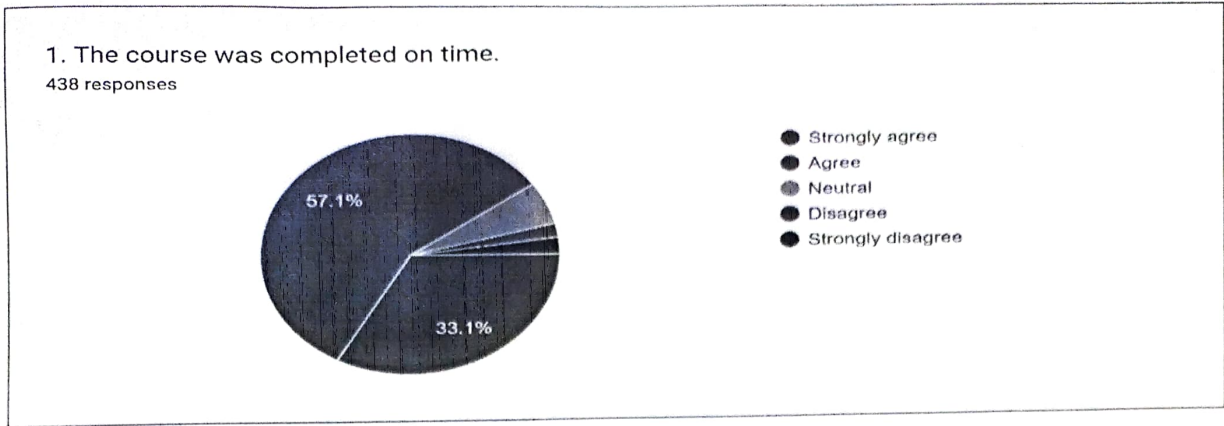


A total of 438 students have submitted the feedback.



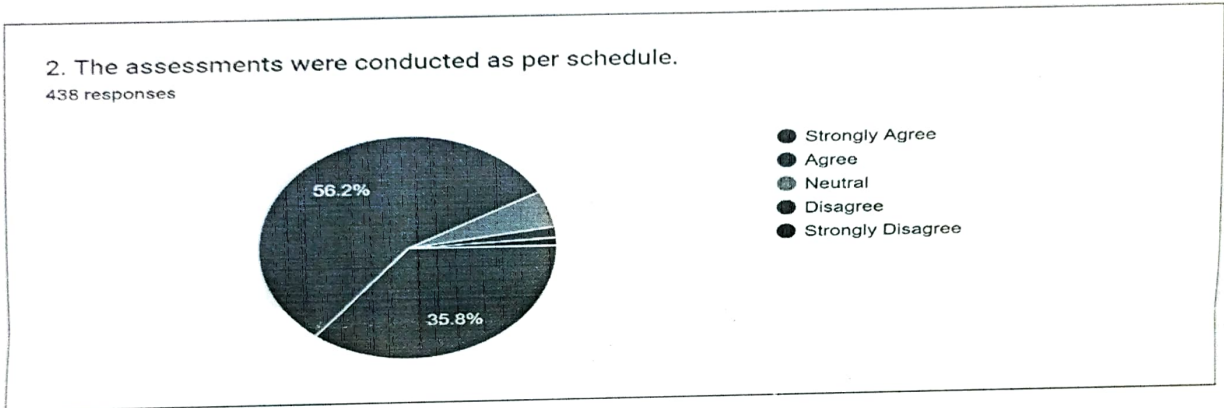
*Handwritten signatures and initials in blue ink.*

### Student Feedback on Syllabus:



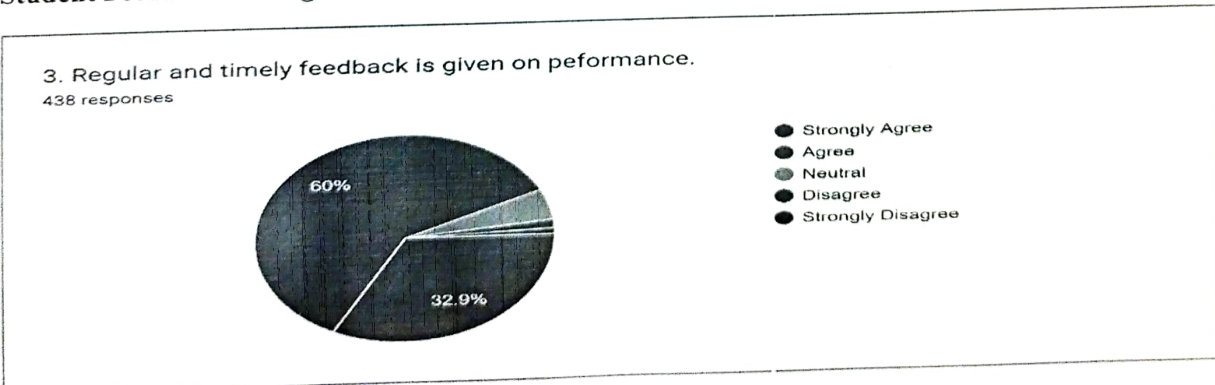
Above chart depicts that 33.1% of students strongly agreed that the syllabus/course was completed on time, and 57.1% agreed for the same. 5.7% were neutral, 8.1% disagree and only 2.3% are strongly disagreed for the same.

### Student Feedback on Assessment:



Above chart depicts that 35.8% of students strongly agreed that the “assessment was conducted as per schedule”, and 56.2% agreed for the same. 5.3% were neutral, 1.6% disagree and only 1.1% are strongly disagreed for the same.

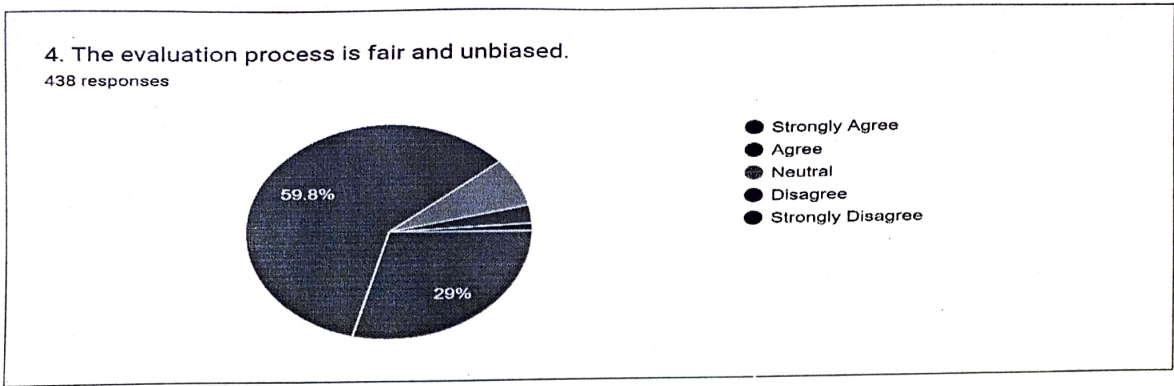
### Student Feedback on Regular & Timely feedback:



The chart reveals that a significant portion of students, specifically 32.9%, strongly agreed with the statement or question at hand. Additionally, a majority of 60% expressed agreement. A smaller proportion, 4.8%, remained neutral on the matter. Only 1.4% of students disagreed, while an even smaller fraction of 0.9% strongly disagreed with the statement or question.

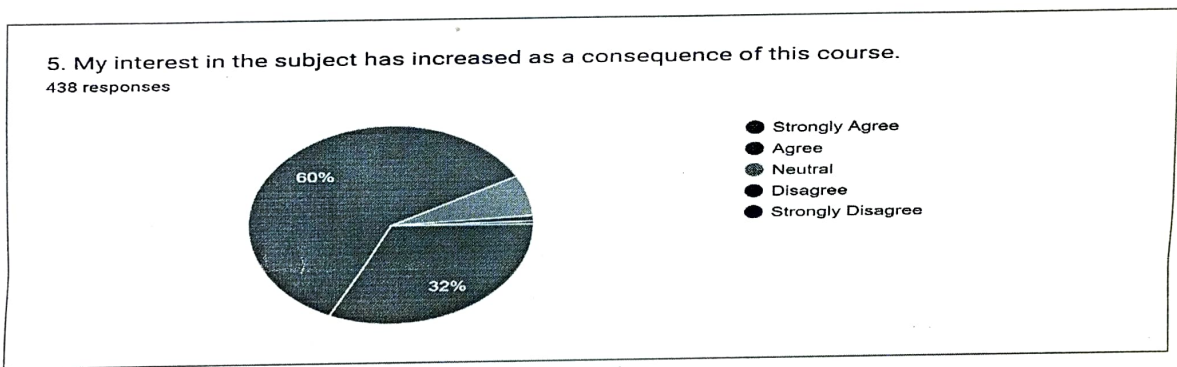
*Handwritten signatures and initials in blue ink.*

### Student Feedback on the Evaluation Process



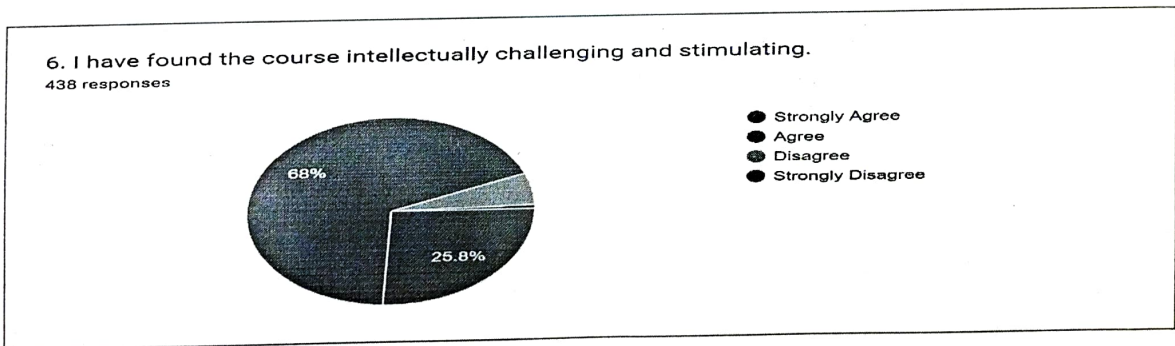
Above chart depicts that Approximately 29% of students strongly agreed that evaluations were fair and unbiased, while 59.8% agreed. A smaller percentage had neutral (7.3%), disagreed (2.7%), or strongly disagreed (1.1%) opinions on the matter.

### Student Feedback on “My interest in the subject has increased as a consequence of this course”



Based on the provided chart, it can be observed that around 32% of students strongly agreed that the subject increased their interest, with an additional 60% in agreement. A smaller proportion expressed neutral (6.6%), disagreeing (0.9%), or strongly disagreeing (0.5%) opinions on the topic.

### Student Feedback on “the course intellectually challenging and stimulating”



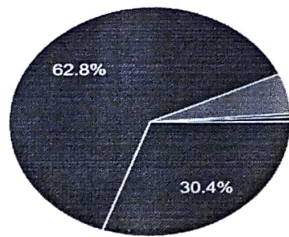
According to the provided chart, approximately 25.8% of students strongly agreed that the subject increased their interest, and an additional 68% agreed. A smaller percentage expressed disagreement (5.5%) or strong disagreement (0.7%) with the idea.

*Handwritten signatures:*  
RS  
MI  
Saw  
Gaur  
Suresh

## Student Feedback on "learned and understood the subject material of this course"

7. I have learned and understood the subject material of this course.

438 responses



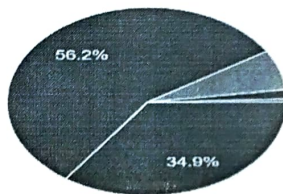
- Strongly Agree
- Agree
- Neutral
- Disagree
- Strongly Disagree

According to the above chart, it can be observed that around 30.4% of students strongly agreed that they learned and understood the subject material of this course, with an additional 62.8% in agreement. A smaller proportion expressed a neutral stance (5.7%), disagreement (0.5%), or strong disagreement (0.7%) regarding the idea.

## Student Feedback on "whether the teacher was enthusiastic about teaching the course?"

8. The teacher was enthusiastic about teaching the course.

438 responses



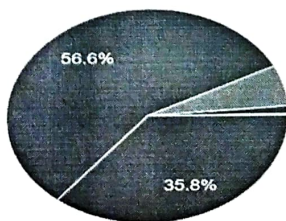
- Strongly Agree
- Agree
- Neutral
- Disagree
- Strongly Disagree

Based on the provided chart, it is evident that approximately 34.9% of students strongly agreed that the teacher demonstrated enthusiasm in teaching the course, and an additional 56.2% agreed. A smaller percentage expressed a neutral stance (6.8%), disagreement (1.6%), or strong disagreement (0.5%) regarding the teacher's enthusiasm.

## Student Feedback on "Teacher's style of presentation held my interest during class".

9. Teacher's style of presentation held my interest during class.

438 responses

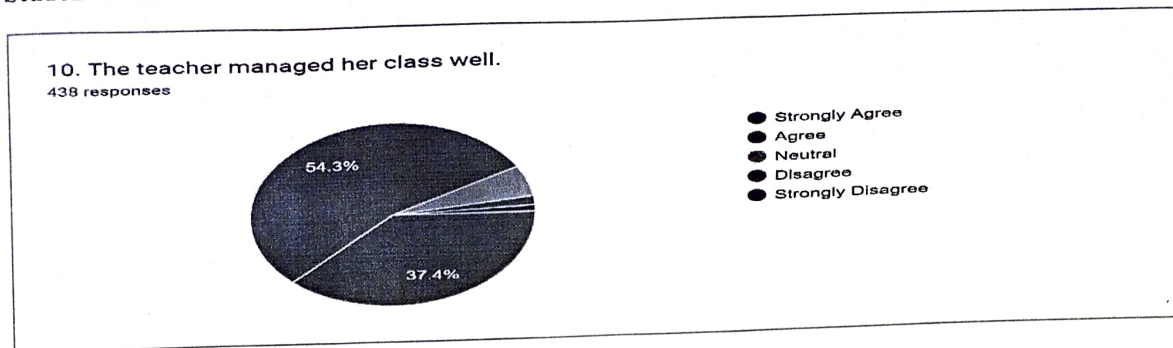


- Strongly Agree
- Agree
- Neutral
- Disagree
- Strongly Disagree

From the chart, it is evident that approximately 35.8% of students strongly agreed that the teacher's style of presentation of the course, and an additional 56.6% agreed. A smaller percentage expressed a neutral stance (6.2%), and disagreement (1.1%), regarding the teacher's style.

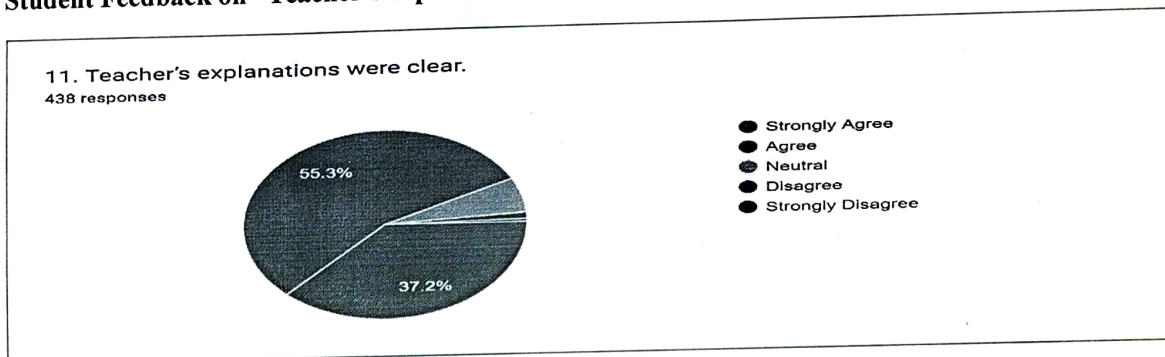
*Handwritten signature and initials in blue ink.*

### Student Feedback on "The teacher managed her class well."



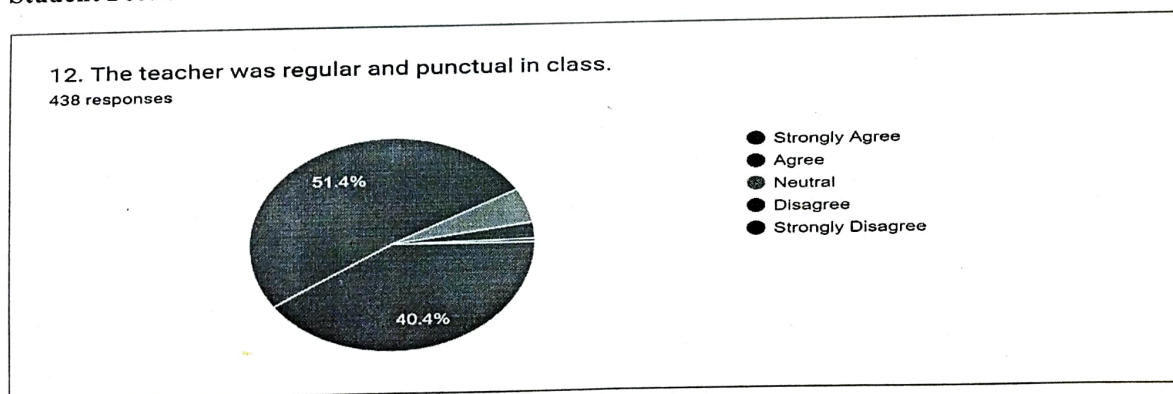
The chart data clearly indicates that approximately 37.4% of students strongly agreed with the statement that the teacher effectively managed the class, while an additional 54.3% agreed. In contrast, a smaller percentage held a neutral position (5.5%), expressed disagreement (1.6%), or strongly disagreed (1.1%) with regards to the teacher's class management skills.

### Student Feedback on "Teacher's explanations were clear".



The provided chart data presents a clear picture, demonstrating that around 37.2% of students strongly agreed with the statement that the teacher effectively and clearly discussed the topic, with an additional 55.3% in agreement. Conversely, a smaller percentage held a neutral position (5.9%), expressed disagreement (1.1%), or strongly disagreed (0.5%) regarding the teacher's class management skills.

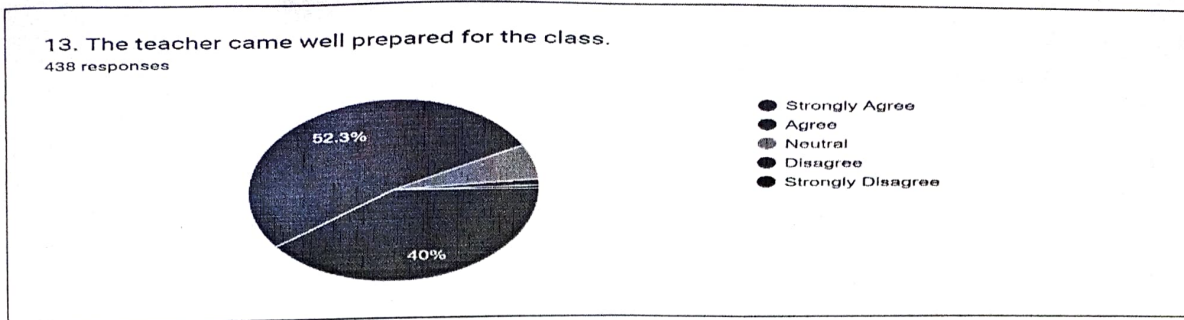
### Student Feedback on "The teacher was regular and punctual in class"



Based on the presented chart data, a clear pattern emerges, indicating that approximately 40.4% of students strongly agreed with the statement that the teacher displayed regularity and punctuality, while an additional 51.4% agreed. In contrast, a smaller percentage assumed a neutral stance (5.3%), expressed disagreement (2.5%), or strongly disagreed (0.5%) regarding the teacher's punctuality.

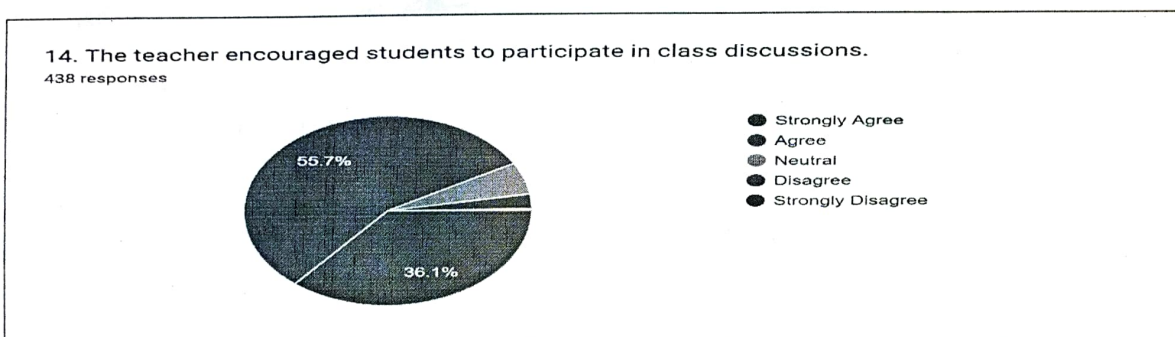
RS  
M  
Seng  
Seng

### Student Feedback on "The teacher came well prepared for the class"




Upon careful analysis of the provided chart data, a discernible pattern emerges, signifying that roughly 40% of students strongly agreed with the assertion that the teacher demonstrated a high level of preparedness, with an additional 52.3% expressing agreement. In contrast, a smaller proportion adopted a neutral standpoint (6.2%), voiced disagreement (1.1%), or strongly disagreed (0.5%) in regards to the teacher's punctuality.

### Student Feedback on "The teacher encouraged students to participate in class discussions."



After carefully studying the chart data, a clear pattern emerges. Around 36.1% of students strongly agreed that the teacher was well-prepared, and an additional 55.7% agreed with this statement. On the other hand, a smaller percentage of students were neutral (5.5%), disagreed (2.5%), or strongly disagreed (0%) regarding student participation in the class.

### Student Feedback on "Students were encouraged to ask questions and were given meaningful answers."




From the chart, it is evident that approximately 32.4% of students strongly agreed that the Students were encouraged to ask questions, and an additional 81.2% agreed. A smaller percentage expressed a neutral stance (4.6%), and disagreement (1.6%).

*[Handwritten signatures and initials in blue ink]*

**Student Feedback on “The teacher used modern teaching aids, handouts, suitable references, PowerPoint presentation, web resources, etc.”**


16. The teacher used modern teaching aids, handouts, suitable references, PowerPoint presentation, web resources, etc.  
438 responses



The chart clearly shows that around 28.1% of students strongly agreed that the teacher utilized modern teaching aids such as handouts, suitable references, PowerPoint presentations, web resources, etc. Additionally, 55.9% of students agreed with this statement. A smaller percentage had a neutral stance (10%), disagreed (4.8%), or strongly disagreed (1.1%) regarding the use of these teaching aids.

**Student Feedback on “The teacher was available and accessible in the college.”**


17. The teacher was available and accessible in the college.  
438 responses



The chart clearly shows that around 31.5% of students strongly agreed that the teacher was available beyond class hours. Additionally, 61.9% of students agreed with this statement. A smaller percentage had a neutral stance (5.3%), and disagreed regarding the teacher availability.

**Student Feedback on “The teacher made students feel welcome in seeking help/advice in or outside of class.”**

18. The teacher made students feel welcome in seeking help/advice in or outside of class.  
438 responses



The chart clearly shows that around 33.3% of students strongly agreed that the teacher made students feel welcome in seeking help/advice in or outside of class. Additionally, 58.2% of students agreed with this statement. A smaller percentage had a neutral stance (6.4%), and disagreed (1.6%) or strongly disagreed (0.5%).

*REV  
Dini  
Sengul  
Sani*



## Annex-II Action Taken Report

Based on the student feedback analysis for the academic session 2021-22 at Govt. College, Naraingarh, the following actions have been taken to address the identified areas of improvement:

### **Syllabus Completion:**

The feedback indicates that a majority of students agreed or strongly agreed that the syllabus/course was completed on time. However, there were some students who disagreed or strongly disagreed.

- To address this, the faculty members have been advised to ensure timely completion of the syllabus and take necessary measures to address any delays or gaps in coverage.

### **Assessment Schedule:**

The feedback suggests that a significant number of students agreed or strongly agreed that assessments were conducted as per schedule. However, there were a few students who expressed disagreement.

- The examination department has been instructed to adhere strictly to the assessment schedule and make necessary arrangements to avoid any scheduling conflicts.

### **Regular and Timely Feedback:**

The majority of students agreed or strongly agreed that they received regular and timely feedback. However, there were a small number of students who disagreed or strongly disagreed.

- Faculty members have been encouraged to provide prompt and constructive feedback to students and ensure regular communication to address any concerns or queries.

### **Evaluation Process:**

While a large proportion of students agreed or strongly agreed that evaluations were fair and unbiased, a small percentage expressed disagreement.

- The college administration has emphasized the importance of maintaining transparency and fairness in the evaluation process, and steps have been taken to provide training and guidance to faculty members regarding assessment and grading practices.

### **Student Interest and Engagement:**

The feedback indicates that a majority of students agreed or strongly agreed that their interest in the subject increased as a consequence of the course.

- To further enhance student interest and engagement, faculty members have been encouraged to incorporate interactive teaching methods, real-life examples, and practical applications of the subject matter.

### **Teaching Style and Class Management:**

The feedback suggests that a significant number of students agreed or strongly agreed that the teachers demonstrated enthusiasm, had clear explanations, and effectively managed the class.

- Faculty members have been appreciated for their teaching style and class management skills. Continuous support and professional development opportunities will be provided to help teachers enhance their teaching methodologies.

### **Use of Teaching Aids and Resources:**

While a majority of students agreed or strongly agreed that modern teaching aids were utilized, there were some students who expressed disagreement.

- The college put a demand to DHE, Haryana for additional resources and technology to facilitate the use of modern teaching aids. Faculty members will be encouraged and provided with training on the effective integration of technology and teaching resources in their instructional practices.

### **Teacher Availability and Support:**

The feedback indicates that a significant number of students agreed or strongly agreed that the teachers were available and accessible in the college, and made students feel welcome in seeking help/advice.

- Teachers will be reminded to maintain their availability beyond class hours and to provide support and guidance to students whenever needed.

Overall, the feedback received from the students has been valuable in identifying areas of improvement and taking necessary actions. The college administration and faculty members are committed to providing a positive and enriching learning experience for the students in the upcoming academic sessions.

RE-25/8/22  
[Signature]  
[Signature]

[Signature]  
Principal  
Govt. College  
Naraingarh (Ambala)