

Office of The Principal, Govt. College, Naraingarh (Ambala)

Minutes of Meeting of IQAC

(Academic Session 2022-23) Dated 28/07/2023

The meeting was convened by the Hon'ble Principal, Ms. Promila Malik, to discuss the feedback gathered from students for the 2022-23 session.

The following Members were present in the meeting:

1. Mrs. Promila Malik, Chairperson, IQAC cum Principal *PM*
2. Dr. Davinder Dhingra (Convener IQAC) *DD*
3. Dr. Rajeev Goel (Member, IQAC) *Rajeev Goel 28/7/23*
4. Sh. Sanjeev Aggarwal (Member, IQAC)
5. Ms. Reema Sandhu (Member, IQAC) *RS*

The IQAC Convener, Dr. Davinder Dhingra, along with Dr. Rajeev Goel, presented the feedback report to the Hon'ble Principal.

Report Highlights:

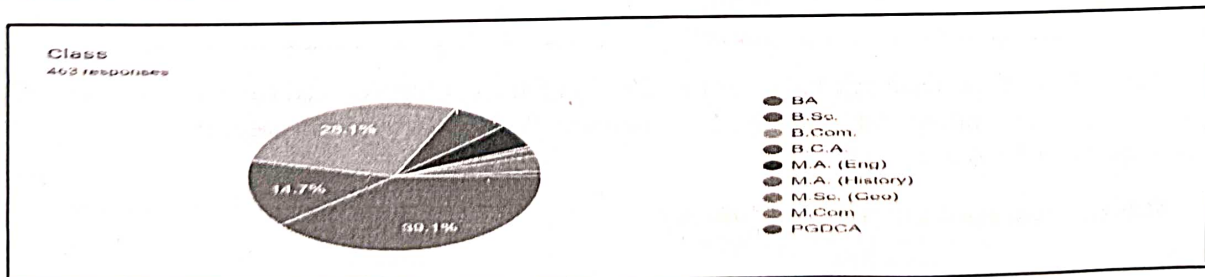
Student Feedback Analysis for Session 2022-23

This document offers a detailed analysis of student feedback collected during the 2022-23 academic session at Govt. College, Naraingarh. The feedback mechanism employed an online Google form, selectively involving students who maintained an attendance record exceeding 60%.

The feedback form is accessible at <https://forms.gle/Q8c6V2vrd51DriXT6> (iqacgc@gmail.com)

The primary intent behind this analysis is to distill insights about the student experience and pinpoint areas necessitating enhancements.

A total of 463 students have submitted the feedback.

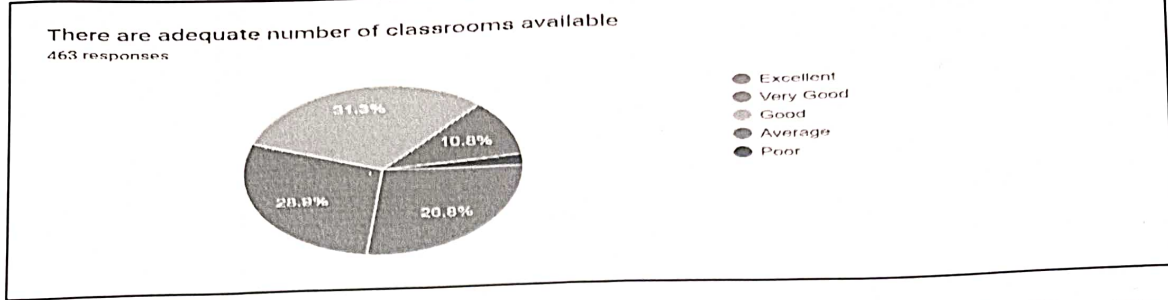


A total of 463 students have submitted the feedback.

1. *PM*
2. *DD*
3. *Rajeev Goel*
4. *RS*

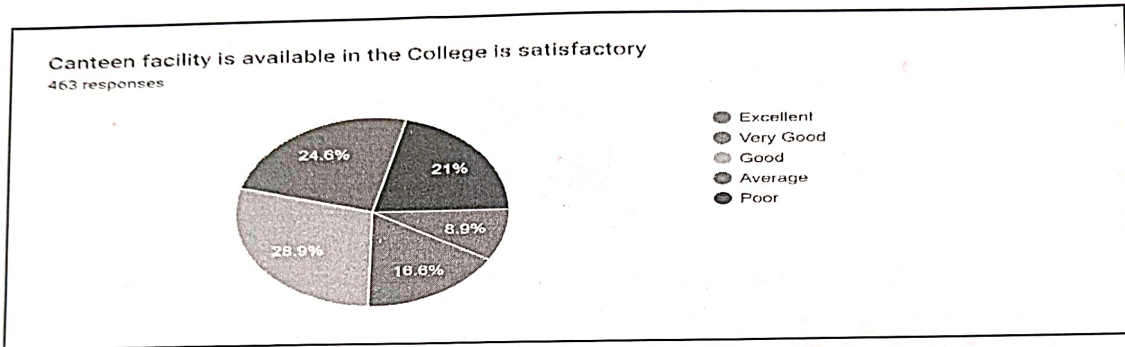
Student Feedback 2022-23 Analysis

1. Classroom Availability Assessment:




Feedback statistics reflect that 26.9% of participants acknowledged the classroom availability as "Excellent." Furthermore, 28.9% assigned a "Very Good" rating, 31.3% opted for "Good," 10.9% settled with "Average," while a marginal 2.2% expressed reservations by choosing "Poor."

2. Canteen Services Evaluation:



In assessing canteen services, 8.9% of students conferred an "Excellent" rating, 16.6% vouched for "Very Good," 28.9% deemed it "Good," 24.6% rated it "Average," and 21% highlighted potential areas of improvement by choosing "Poor."

3. Campus Aesthetics and Greenery

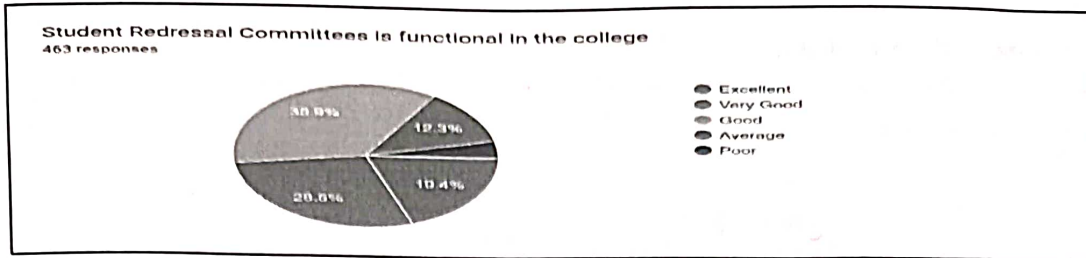


A holistic view of the feedback indicates that 20.3% of students appreciated campus aesthetics and greenery with an "Excellent" rating. Additionally, 27% endorsed "Very Good," 35.4% deemed it "Good," 12.7% opined "Average," and 4.5% found it "Poor".

4. Student Redressal Committees' Efficacy

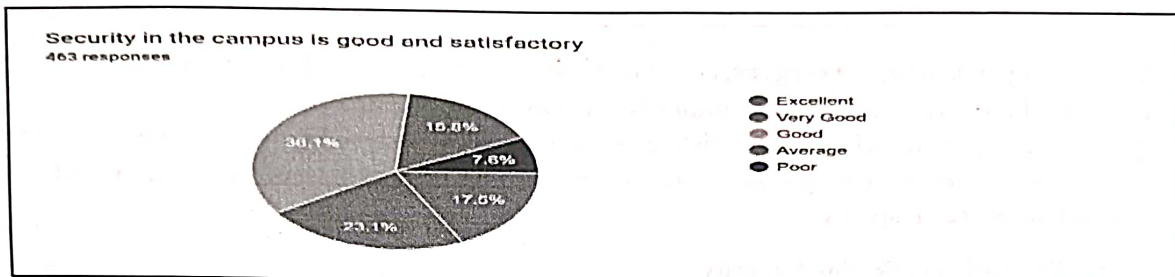
[Handwritten signatures and initials]

Student Feedback 2022-23 Analysis



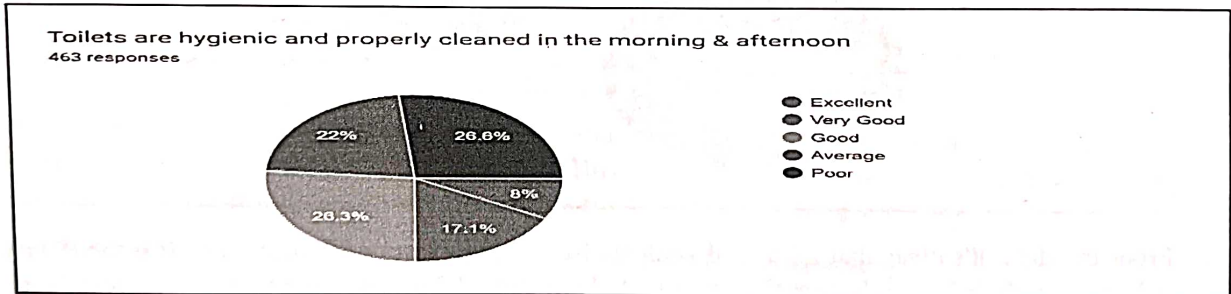
Feedback analysis reveals that 19.4% of participants found redressal committees "Excellent," 28.5% "Very Good," 35.9% "Good," 12.3% "Average," and 3.9% indicated areas of concern with a "Poor" rating.

5. Security Provisions on Campus




Upon evaluation, 17.5% of respondents found campus security provisions "Excellent," 23.1% deemed them "Very Good," 36.1% as "Good," 15.8% rated them "Average," while 7.6% expressed concerns with a "Poor" rating.

6. Toilet Facility



In light of the data illustrated above, it becomes evident that 26.6% of the student population evaluated the "Hygienic Toilet Facility" as excellent, while an additional 17.1% rated it as "Very Good." A substantial segment, amounting to 26.3%, considered it "Good," whereas 22% of the students deemed it "Average." Notably, 8% of the students expressed their dissatisfaction by assigning it the rating of "Poor."

7. Evaluation of Playground and Sports Facilities



Drawing from the data at hand, 17.1% of students rated the "Sports & Playground Facility" as exemplary. Furthermore, 23.5% found it to be commendable with a "Very Good" rating. A majority, 32.4%, deemed it

[Handwritten signatures]


[Handwritten signature]
Principal

Student Feedback 2022-23 Analysis

satisfactory by choosing "Good", while 17.5% considered it as "Average". It's noteworthy that a minority, 9.5%, indicated areas of potential improvement by rating it "Poor".

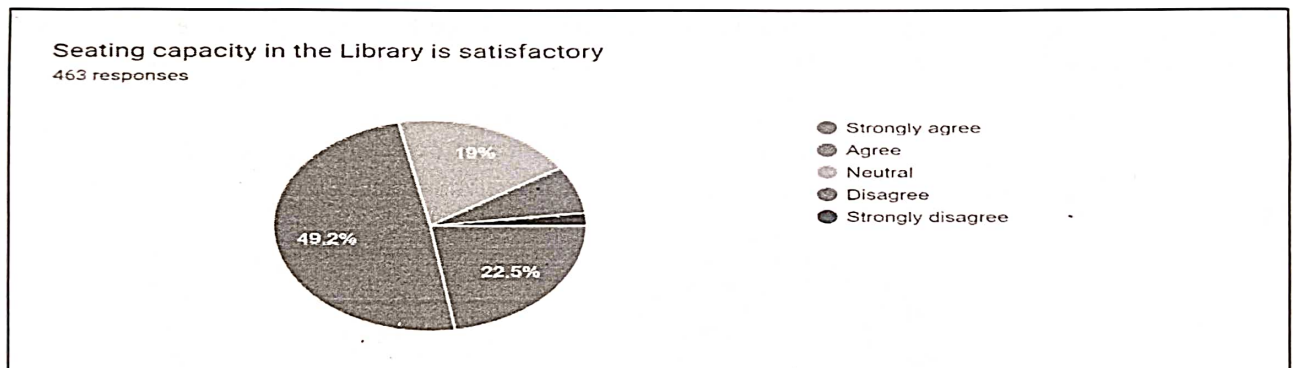
Library Feedback

8. Analysis on Book Availability



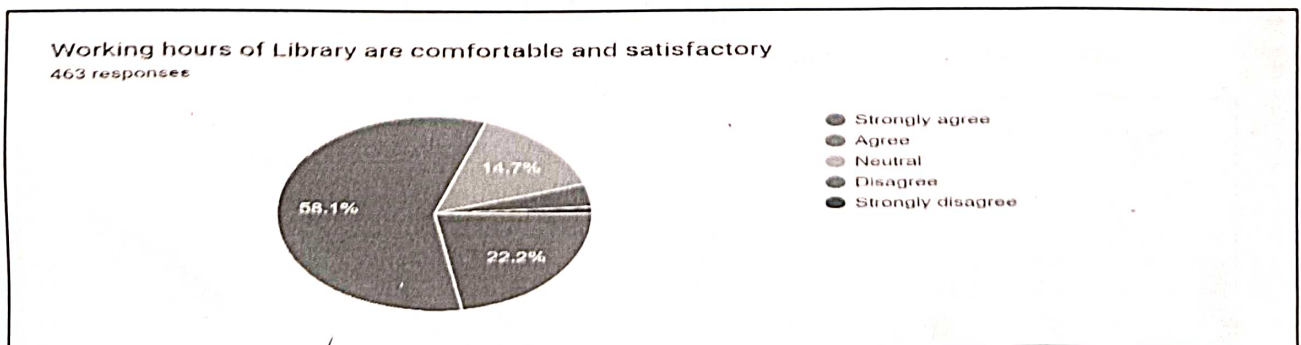
A discerning look at the data suggests that 20.5% of students unequivocally affirmed, through a "strongly agree" response, the ready availability of prescribed books in the library. An additional 23.5% resonated with this sentiment by agreeing. However, a distinct 16% of students reserved judgment, staying neutral. On the other hand, 7.3% showed dissent by disagreeing, and a marginal 1.9% expressed significant dissatisfaction through a "strongly disagree" response.

9. Evaluation of Seating Capacity



From the data, it's clear that 22.5% of students have a high level of satisfaction with the library seating, as indicated by their "strongly agree" response. A dominant 49.2% concurred with a favorable "agree" response. However, 19% took a neutral stance, while 7.3% showed reservations by disagreeing, and a minimal 1.9% expressed marked discontent by strongly disagreeing.

10. Feedback on Library Operational Hours




Principal

Student Feedback 2022-23 Analysis

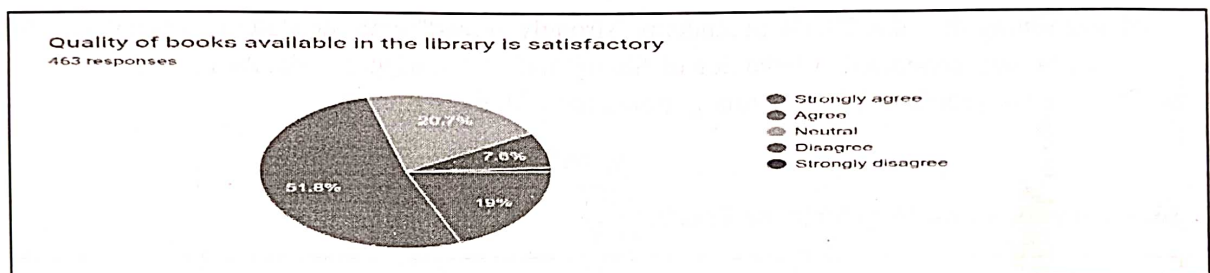
The data unveils that 22.2% of students expressed high contentment, indicated by "strongly agree", with the library's operational hours. A significant 58.1% further endorsed this sentiment. While 14.7% remained neutral, 3.9% disagreed, and a slender 1.1% expressed strong reservations.

11. Assessment on Book Volume




The data highlights that 19.2% of students robustly endorsed their contentment with the book volume in the library. This sentiment was further shared by a majority of 49.2%. On the other side of the spectrum, 19.4% remained neutral, 8.4% expressed reservations, and 3.7% showed strong disagreement.

12. Evaluation of Book Quality



Upon meticulous analysis, it's evident that 19% of students expressed significant satisfaction with the book quality, as shown by their "strongly agree" response. This was further echoed by 51.8% of students. Contrarily, 20.7% remained ambivalent, 7.6% disagreed, and a mere 0.9% voiced strong concerns.

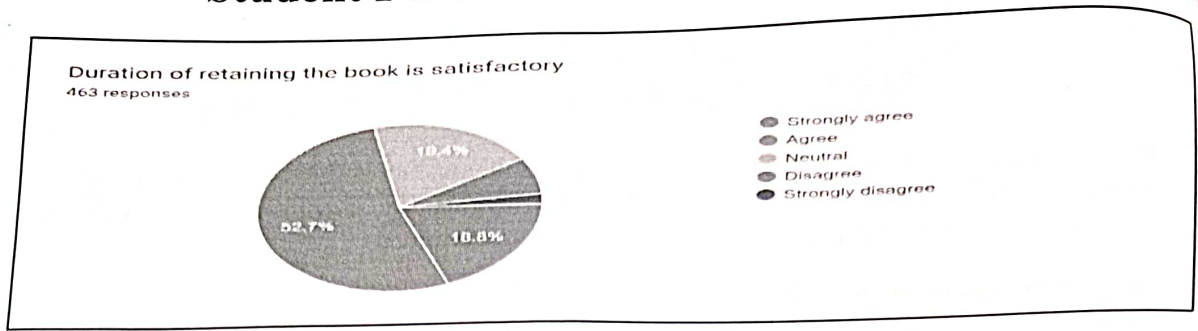
13. Feedback on the Service of issuing and returning the book is satisfactory.



Upon a thorough examination of the data, it's clear that 19.7% of students "strongly agreed" with the statement about their satisfaction with the "Issuing/Returning Facility of books." Additionally, a majority of 55.7% agreed. Conversely, 18.6% remained neutral, while 4.3% disagreed, and 1.7% strongly disagreed with the statement.


14. Feedback on the Duration of retaining the book is satisfactory.

Student Feedback 2022-23 Analysis



Upon a thorough examination of the data, it's clear that 18.8% of students "strongly agreed" with the statement about their satisfaction with the "Duration of retaining the book is satisfactory." Additionally, a majority of 52.7% agreed. 19.4% remained neutral, while 7.1% disagreed, and 1.9% strongly disagreed with the statement.

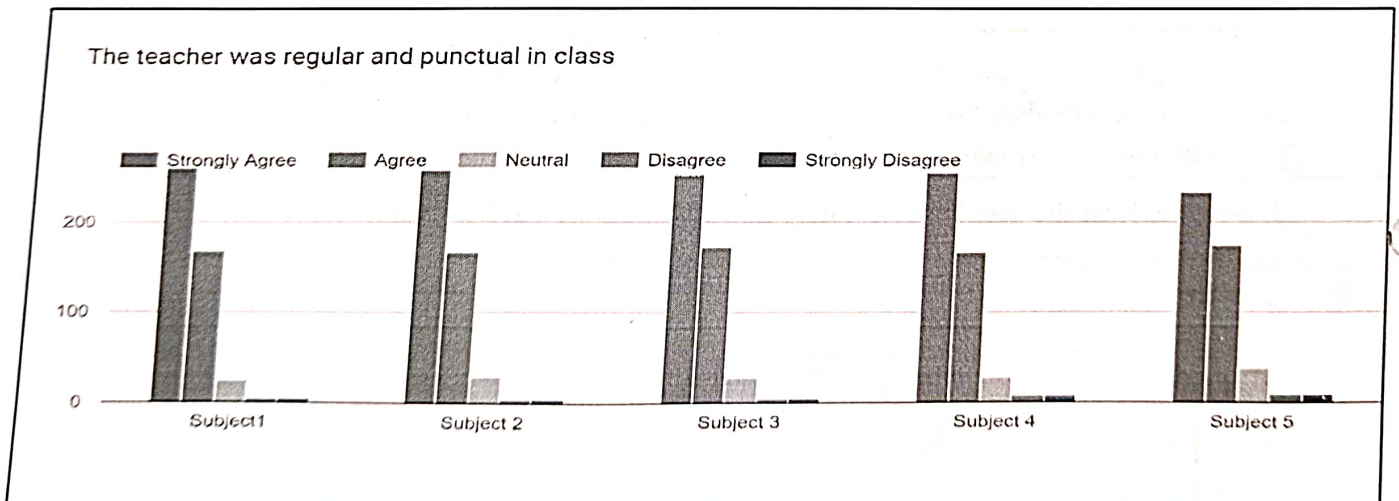
15. Feedback on the Behavior of library staff is helpful and encouraging for the students.



Upon examining the data, 23.3% of students "strongly agreed" with the statement about their satisfaction with the "Helpful and encouraging behavior of library staff." Additionally, 48.4% agreed, 19% remained neutral, while 5.6% disagreed, and 3.7% strongly disagreed with the statement.

Faculty Feedback

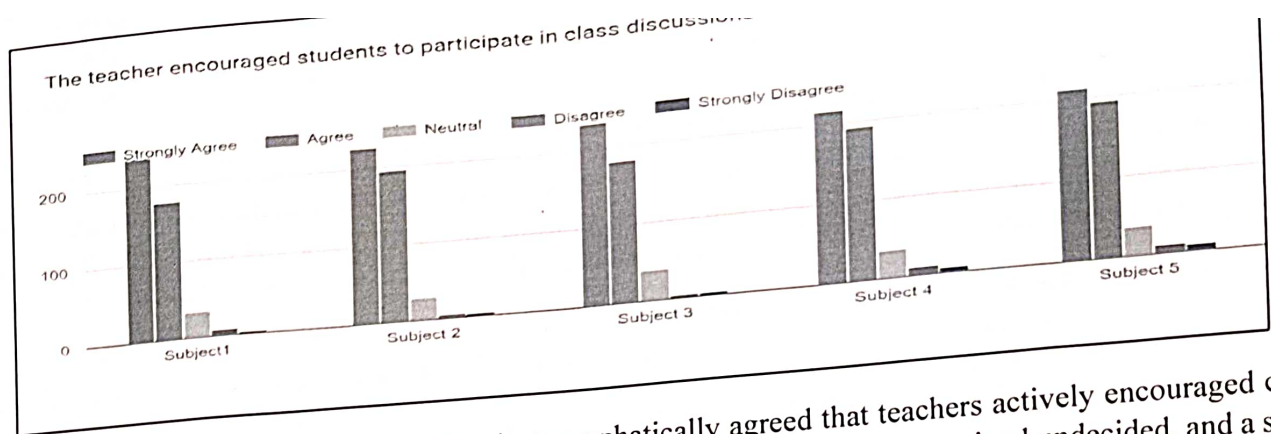
16. Punctuality and Regularity of Teachers.



The data indicates that a majority of students, precisely 65%, strongly concurred with the assertion that teachers maintained regularity and punctuality. An additional 36% agreed with this sentiment. A marginal subset, under 5%, adopted a neutral position, while a negligible fraction, less than 1%, expressed reservations or strong dissent.

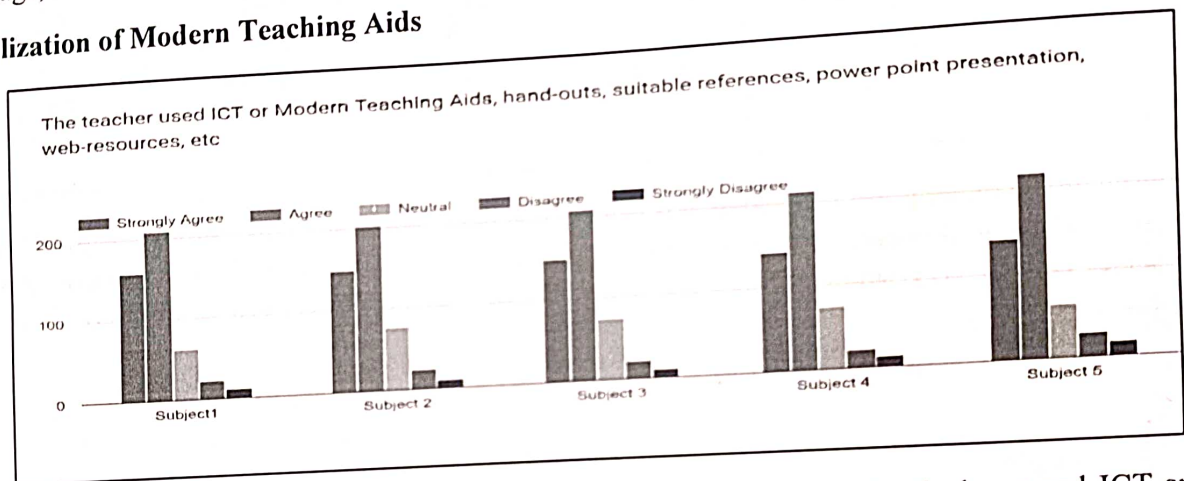
[Handwritten signatures]

[Handwritten signature]
Principal



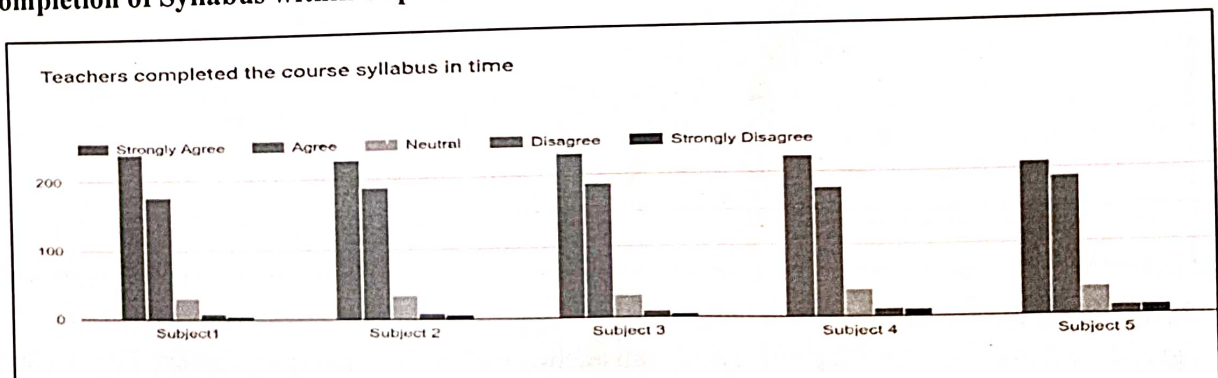
Upon analysis, it's observed that 62% of students emphatically agreed that teachers actively encouraged class discussions. Another 39% aligned with this perspective. Notably, less than 3% remained undecided, and a scant percentage, less than 0.78%, expressed disagreement or strong disapproval.

18. Utilization of Modern Teaching Aids

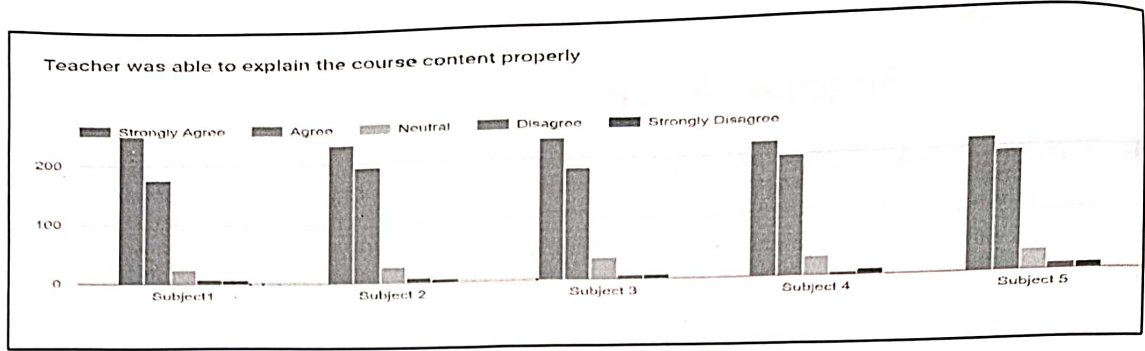


The feedback underscores that 32% of students strongly felt that teachers adeptly leveraged ICT and other contemporary teaching aids. An additional 44% concurred with this assessment. Conversely, less than 16% maintained neutrality, and a minor segment, under 5%, showcased dissent or significant discontent.

19. Completion of Syllabus within Stipulated Time.

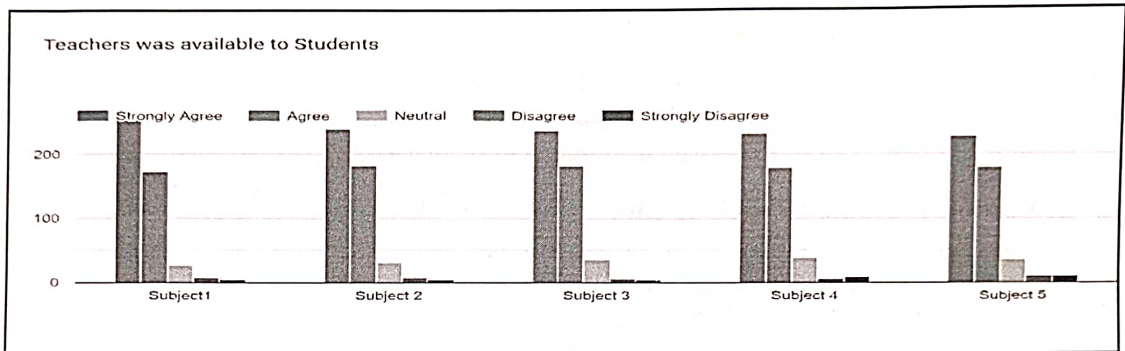


Student Feedback 2022-23 Analysis



A clear majority, with over 50% of students, expressed strong agreement on the teacher's capability to elucidate the course content effectively. This sentiment was further endorsed by approximately 38%. In contrast, less than 8% remained ambivalent, while a minimal fraction, under 3%, conveyed reservations or strong objections.

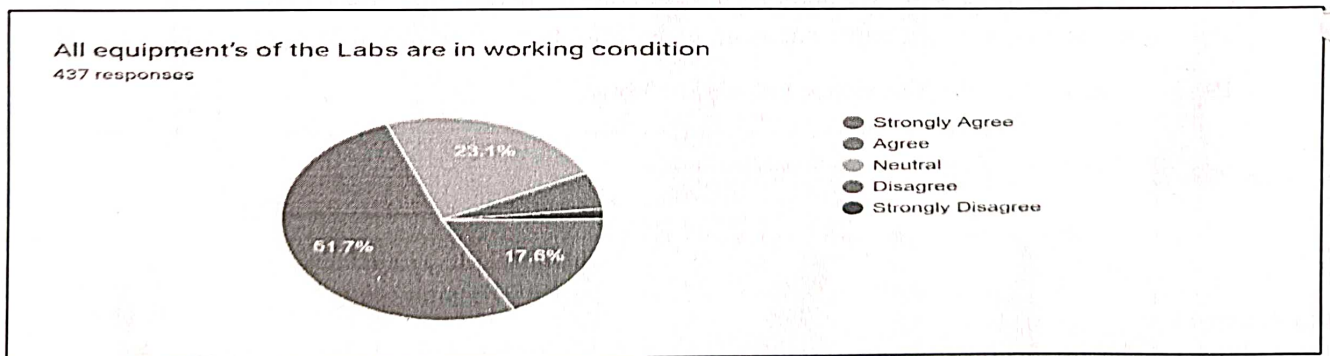
21. Feedback on "Teacher was available to Students".



Based on the figure presented above, it is evident that over 50% of students "Strongly Agreed" that the "Teacher was available to Students" approximately 38% "Agreed," while less than 8% of students expressed a "Neutral" stance. Only a very small portion, less than 3%, of students "Disagreed & Strongly Disagreed" with this statement.

Laboratory Feedback


22. Feedback on "All equipment of the Labs are in working condition".



Analyzing the provided data, it is evident that a significant portion of students, specifically 17.6%, "strongly agreed" with the statement regarding their satisfaction with the laboratory equipment. Furthermore, a substantial majority, totaling 51.7%, expressed their agreement. In contrast, 23.1% remained neutral, while 4.4% disagreed, and 2.1% strongly disagreed with the statement.

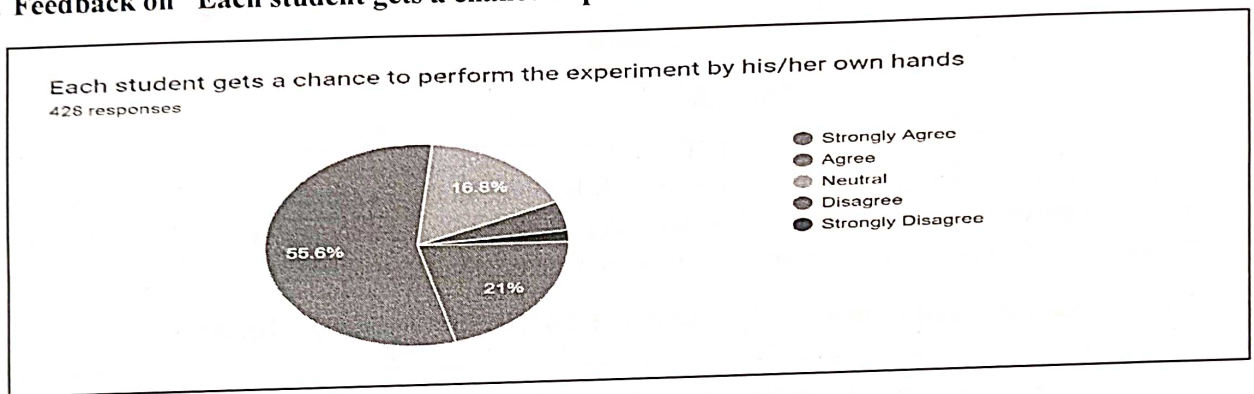
23. Feedback on "The labs were neat and clean with proper labeling and marking of equipment".

Student Feedback 2022-23 Analysis



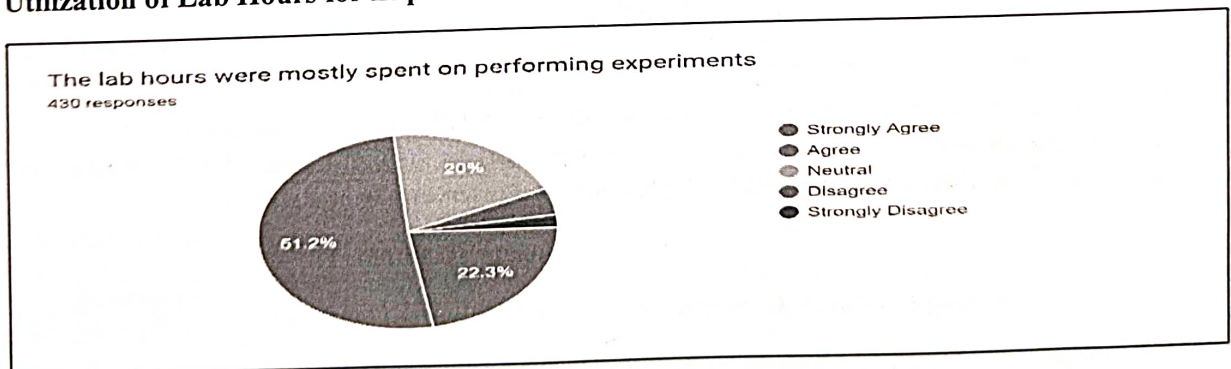
Analyzing the provided data, it is evident that a significant portion of students, specifically 17.5%, "strongly agreed" with the statement regarding their satisfaction with the laboratory cleanliness and marking of equipment. Furthermore, a substantial majority, totaling 55.9%, expressed their agreement. In contrast, 21.1% remained neutral, while 4.6% disagreed, and 0.9% strongly disagreed with the statement.

24. Feedback on "Each student gets a chance to perform the experiment by his/her own hands".



Analyzing the provided data, it is evident that a significant portion of students, specifically 21%, "strongly agreed" with the statement "Each student gets a chance to perform the experiment by his/her own hands". Furthermore, a substantial majority, totaling 55.6%, expressed their agreement. In contrast, 16.8% remained neutral, while 4.7% disagreed, and 0.9% strongly disagreed with the statement.

25. Utilization of Lab Hours for Experiments.



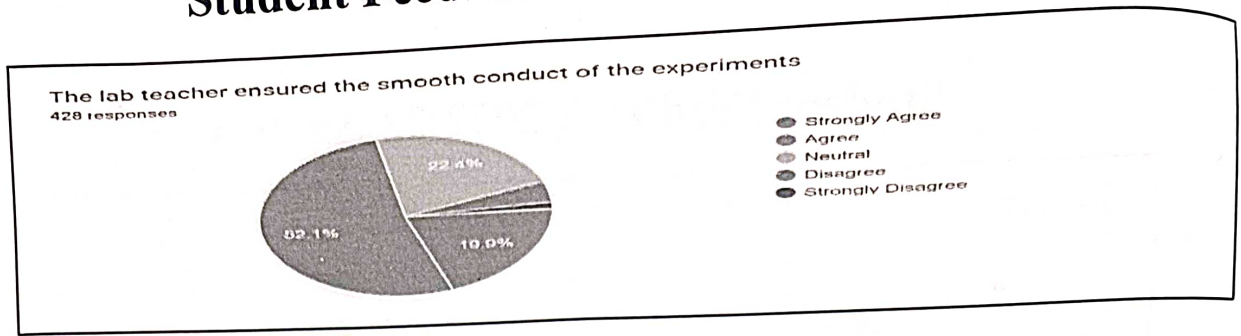
The data delineates that 22.3% of students firmly concurred that lab hours were predominantly dedicated to hands-on experiments. A robust 51.2% further endorsed this observation. Meanwhile, 20% chose a neutral stance, and a minority, comprising 4.4% disagreed and 2.1% expressed strong dissent.

26. Efficacy of Teacher in Conducting Experiments".

[Handwritten signatures and initials]


[Handwritten signature]
Principal

Student Feedback 2022-23 Analysis




From the data, 19.9% of students emphatically agreed that the lab instructor ensured seamless execution of experiments. A substantial 52.1% were in agreement with this sentiment. Conversely, 22.4% remained non-committal, and a combined total of 5.6% showcased reservations or strong objections.

27. Knowledge Proficiency of the Teacher.



The insights reveal that 24.3% of students strongly believed in the comprehensive expertise of the lab instructor regarding the experiments. This was further reinforced by 52.8% of the respondents. However, 18.9% opted for neutrality, and a combined 4% expressed disagreement or significant concerns.

28. Feedback on "Experiments helped in better understanding of the subject".



The feedback underscores that 25.5% of students strongly felt that experiments played a pivotal role in enriching their subject understanding. This sentiment was echoed by a significant 53.8%. On the contrary, 17.2% maintained neutrality, and a cumulative 3.5% conveyed reservations or strong dissent.

Action Taken Report

Subject: Addressing Feedback Concerns to Elevate Student Experience

In response to the feedback obtained from students during the academic session 2022-23, the following action plan has been formulated to rectify areas of concern and enhance the overall student experience:

Availability of Class Rooms:

- Plan for additional classroom infrastructure to accommodate the growing student population.
- Schedule optimal use of classrooms to avoid overcrowding.

Canteen Facility:

Handwritten signatures and initials:
 Ld2
 [Signature]
 W
 [Signature]

Student Feedback 2022-23 Analysis

- A proposal for renovating and expanding the canteen facility has been forwarded to DHE, Haryana.
- Steps will be taken to diversify the food menu and maintain hygiene standards.

Campus Cleanliness and Greenery:

- Intensified campus cleaning schedules.
- Launch of 'Green Campus' initiative to plant more trees and maintain existing greenery.

Student Redressal Committees:

- Regular workshops for committee members to improve their responsiveness.

Campus Security:

- Installation of additional CCTV cameras at strategic locations.
- Daily patrolling of "Durga Shakti".
- Enhanced oversight through proctorial responsibilities.

Toilet Facility:

- Renovation of existing toilets and installation of additional facilities, particularly for female students.
- Regular maintenance checks to ensure hygiene.

Playground Sports Facility:

- Expansion and renovation of existing sports facilities.
- Introduction of new sports equipment based on student demand.

Library:

- A proposal for updating the library infrastructure and resources has been sent to DHE, Haryana.
- Increase in library hours during exam seasons.
- Regular audits to ensure the availability of prescribed books and to update the book collection based on curriculum changes and student demands.

Faculty Feedback:

- Organize faculty development programs focusing on modern teaching aids, punctuality, and interactive teaching methods.
- Periodic review meetings with faculty members to ensure completion of the syllabus in a timely manner.

Laboratory Feedback:

- Regular maintenance checks to ensure all equipment is functional.
- Training sessions for lab instructors to ensure they have comprehensive knowledge of the experiments.
- Additional lab sessions, if required, to ensure every student gets hands-on experience.

The college administration remains committed to addressing the feedback from its students and taking the necessary actions to ensure a holistic and conducive learning environment. We thank our students for their valuable input and look forward to implementing these changes effectively.

